

Ultra low emission burner



Controlled heat. All night long.

sirocco 30

wood fire



Blaze King has been making wood fires for 30 years. Our wood fires have a reputation for craftsmanship and performance. Designed for the home where reliability, efficiency and performance is demanded to provide you with controlled heat all night long.

An ultra low emission burner, able to be installed into any home.

- 69% efficient
- 9.2kW maximum heat output (as tested)
- Overnight burn
- Built in thermostat - no electricity required
- Traditional wood fire design
- Extra large firebox, with large viewing window and cast iron door
- Ash only floor protector required

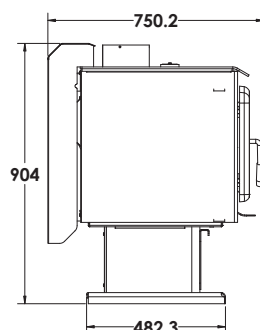
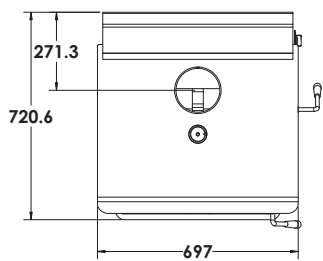
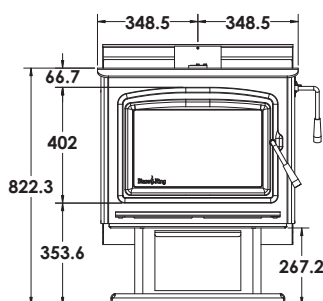


Sirocco Legs

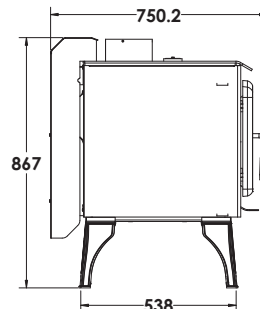
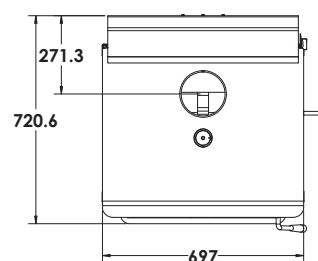
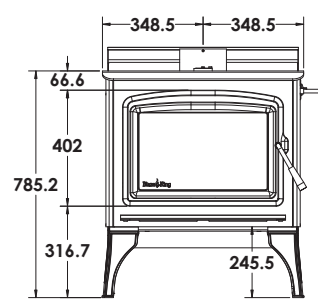


Sirocco Pedestal

DIMENSIONS (Pedestal)



DIMENSIONS (Leg)



Features & Benefits

- **Size matters**
a firebox big enough to hold enough wood for your busy lifestyle and allow you to get a full night's sleep without having to re-load.
- **Clean burning**
amongst the cleanest and most efficient wood fires available. Reducing emissions and lessening your impact on the environment.
- **Stood the test of time**
catalytic combustion technology certified over 30 years ago in North America. A refined version of this technology is what you see in every Blaze King today.
- **Thermostat control**
no electricity required. The built in thermostat constantly monitors the heat output of your fire and adjusts the air required for combustion.
- **Easy to operate**
light the fire in the autumn and turn it off in the spring. It is like a slow cooker. No need to continuously feed the fire, you just load it and leave it.
- **Lower heating costs**
the efficiency of the exclusive thermostat and catalytic combustor technology allows you to burn up to 33% less wood.
- **Less cleaning**
produces very fine ash because every last drop of energy is extracted from the wood, allowing you to go for long periods without having to empty your fire.
- **Door design**
a steel frame around the door opening adds strength to the firebox and creates a tight seal.

Minimum Clearances

Parallel Position Clearance Distance	Position	Clearance (mm)
	(A) Rear	100
	(B) Flue to rear	371
	(C) Side	350
	(D) Floor protector (side)	200
	(E) Floor protector (front)	300
Corner Position Clearance Distance	Position	Clearance (mm)
	(F) Corner to side	100
	(G) Flue to side	525
	(H) Flue to corner	743
	(I) Floor protector (side)	200
	(J) Floor protector (front)	300